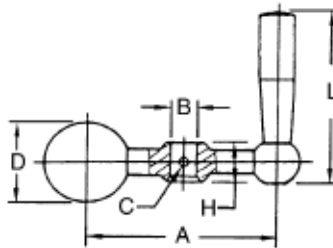


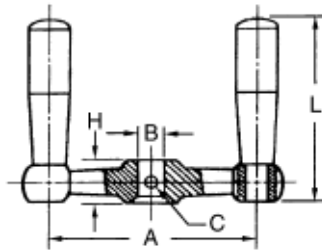
Balanced Crank Handles



- Polished chrome appearance
- Fixed handle
- Cross drilled hole for easy installation

PART #	A	B	C	D	H	L
CH-3001	2	5/16	1/8	13/16	7/16	2
CH-3002	2-1/2	5/16	1/8	1	9/16	2-1/2
CH-3003	3-1/8	3/8	5/32	1-1/4	11/16	3-1/4
CH-3004	4	3/8	5/32	1-1/4	11/16	3-1/4
CH-3005	5	1/2	3/16	1-1/2	7/8	4
CH-3006	6-1/8	1/2	3/16	1-1/2	7/8	4

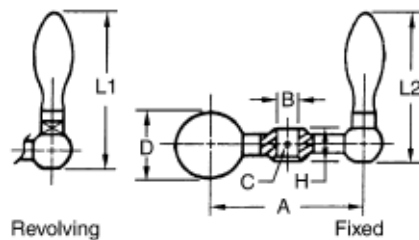
Balanced Double Crank Handles



- Double fixed handle design
- Chrome plated steel
- Cross drilled hole for easy installation

PART #	A	B	C	H	L
CH-3021	2	5/16	1/8	7/16	2
CH-3022	2-1/2	5/16	1/8	9/16	2-1/2
CH-3023	3-1/4	3/8	5/32	11/16	3-1/4

Balanced Crank Handles



- Available with fixed or revolving handle
- Polished chrome appearance
- Cross drilled hole for easy installation

Revolving PART #	Fixed PART #	A	B	C	D	H	L1	L2
CH-3052	CH-3062	2-1/2	5/16	1/8	1	9/16	2-3/4	2-9/16
CH-3053	CH-3063	3-1/8	3/8	5/32	1-1/4	11/16	3-1/2	3-1/4
CH-3054	CH-3064	4	3/8	5/32	1-1/4	11/16	3-1/2	3-1/4
CH-3055	CH-3065	5	1/2	3/16	1-1/2	7/8	4-3/16	3-15/16